




Options and accessories

Previous generation products

Options and accessories

Below is a listing of the main S3000D options and accessories. If your required option or accessory is not listed, look no further than your [local BAC representative](#).



Sound attenuation

Reducing noise at air **intake and discharge points** brings us closer to silent cooling equipment.



Whisper Quiet fan

Reduce fan noise even more with **very low sound factory-tested fans**.



Gear drive system with close coupled motor

A close-coupled gear box for **more efficiency** and **less maintenance**.



Gear drive system with externally mounted motor

A gear box with an external motor outside the air stream helps **improve efficiency** and **ease of maintenance**.



Velocity recovery stacks

To boost capacity in confined spaces, select a velocity recovery stack on top of the fan cylinder.



Internal service platform

An internal platform helping you **access the unit top inside** and safely inspect your cooling towers.



Internal walkway

An internal walkway for **easy access to the unit water basin**.



Ladder, safety cage and handrail

A ladder, safety cage and handrails **all facilitate access to the top of the unit** and safe inspection of your cooling tower.



Basin heater package

Thanks to our factory-installed heaters, the water stays at 4°C and **never freezes**, even during equipments downtime and however cold it gets outside.



Remote sump connection

The best way to **prevent a sump freezing** is to use the auxiliary remote variety within a heated area. Shutting off the circulating pump allows all the water in the water distribution, as well as that in suspension and the sump to drain freely to the auxiliary sump.



Extended lubrication lines

Extended lubrication lines with easily accessible grease fittings can be used **to lubricate** fan shaft bearings.



Conjunto de resistencia de balsa

For perfectly precise water level control, replace the standard mechanical valve with our electrical water level controller.



Mechanical equipment removal system

This **helps** you **remove or install** fan motors or gearboxes.



Vibration cut out switch

When excessive vibration occurs, this switch shuts down the fan, ensuring your cooling equipment **operates safely**.



Water treatment equipment

Devices to control water treatment are needed to ensure proper **cooling tower water care**. Not only does this help protect the components and fill pack, controlling corrosion, scaling and fouling, it also avoids the proliferation of harmful bacteria, including **legionella**, in the recirculating water.



Sump sweeper piping

Sump sweeper piping **prevents sediment collecting in the cold water basin** of the unit. A complete piping system, including nozzles, is installed in the basin of the tower **for connection to side stream filtration** equipment.




Filter

Separators and media filters efficiently **remove suspended solids** in the recirculating water, reducing system cleaning costs and optimizing water treatment results. Filtration helps you keep the recirculating water clean.




Clean out port

Clean out port **makes it easy to eliminate silt and sludge** from the cooling tower basin when cleaning and flushing the sump.



Distribution basin covers

Distribution basin covers on unit tops **prevent debris collecting** in unit water distribution basins.



Flanges

Flanges facilitate **pipng connections** on-site.