




# S1500E >>> Retrofit Opportunities




High temperature execution  
CPVC BACross 3 fill



Oversized motor & Drive set



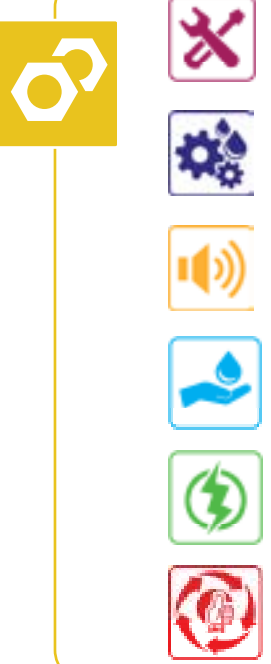
BCP automatic bleed control









Separator



Basin sweeper piping



-  Improve maintenance and accessibility
-  Enhance operational safety
-  Reduce sound emission
-  Save water
-  Save energy and increase performance
-  Increase reliability



Internal walkway



Internal platform with ladder



Distribution basin covers



External platform with ladder &  
casing railing




Removable fill BACross 3 with  
telescopic supports



Motor removal davit



Clean out port



Intake & discharge attenuation



Whisper Quiet Fan &  
Low noise fan



Vibration cut out switch



Heater package



Electric water level control  
package

Note: The drawings on this page are for reference only, and may vary from the actual solution offered.